

**Term:** Fall 2018


**Campus:** Main Campus

**Academic Career:** Graduate

**Tuition Program:** Non-Degree Seeking

**Residency:** Resident

## Regular Rates

| Units    | Tuition    | Mandatory Fees  | TOTAL      |
|----------|------------|--|------------|
| 1 unit   | \$837.00   | \$117.63   | \$954.63   |
| 2 units  | \$1,674.00 | \$202.13   | \$1,876.13 |
| 3 units  | \$2,511.00 | \$286.63   | \$2,797.63 |
| 4 units  | \$3,348.00 | \$371.13   | \$3,719.13 |
| 5 units  | \$4,185.00 | \$455.63   | \$4,640.63 |
| 6 units  | \$5,022.00 | \$540.13   | \$5,562.13 |
| 7+ units | \$5,858.00 | \$664.13   | \$6,522.13 |

**Term:** Fall 2018


**Campus:** Main Campus

**Academic Career:** Graduate

**Tuition Program:** Non-Degree Seeking

**Residency:** Non-Resident

## Regular Rates

| Units    | Tuition     | Mandatory Fees  | TOTAL       |
|----------|-------------|--|-------------|
| 1 unit   | \$1,781.00  | \$117.63   | \$1,898.63  |
| 2 units  | \$3,562.00  | \$202.13   | \$3,764.13  |
| 3 units  | \$5,343.00  | \$286.63   | \$5,629.63  |
| 4 units  | \$7,124.00  | \$371.13   | \$7,495.13  |
| 5 units  | \$8,905.00  | \$455.63   | \$9,360.63  |
| 6 units  | \$10,686.00 | \$540.13   | \$11,226.13 |
| 7 units  | \$12,467.00 | \$664.13   | \$13,131.13 |
| 8 units  | \$14,248.00 | \$664.13   | \$14,912.13 |
| 9+ units | \$16,032.50 | \$664.13   | \$16,696.63 |

**Term:** Fall 2018


**Campus:** Main Campus

**Academic Career:** Graduate


**Tuition Program:** Non-Degree Seeking

**Qualified Tuition Reduction**

## Employee or Employee Spouse

| Units    | Tuition | Mandatory Fees  | TOTAL    |
|----------|---------|---|----------|
| 1 unit   | \$25.00 | \$117.63  | \$142.63 |
| 2 units  | \$25.00 | \$202.13  | \$227.13 |
| 3 units  | \$25.00 | \$286.63  | \$311.63 |
| 4 units  | \$25.00 | \$371.13  | \$396.13 |
| 5 units  | \$25.00 | \$455.63  | \$480.63 |
| 6 units  | \$25.00 | \$540.13  | \$565.13 |
| 7+ units | \$25.00 | \$664.13  | \$689.13 |

## Employee Dependent

| Units    | Tuition    | Mandatory Fees  | TOTAL      |
|----------|------------|---|------------|
| 1 unit   | \$209.25   | \$117.63  | \$326.88   |
| 2 units  | \$418.50   | \$202.13  | \$620.63   |
| 3 units  | \$627.75   | \$286.63  | \$914.38   |
| 4 units  | \$837.00   | \$371.13  | \$1,208.13 |
| 5 units  | \$1,046.25 | \$455.63  | \$1,501.88 |
| 6 units  | \$1,255.50 | \$540.13  | \$1,795.63 |
| 7+ units | \$1,464.50 | \$664.13  | \$2,128.63 |